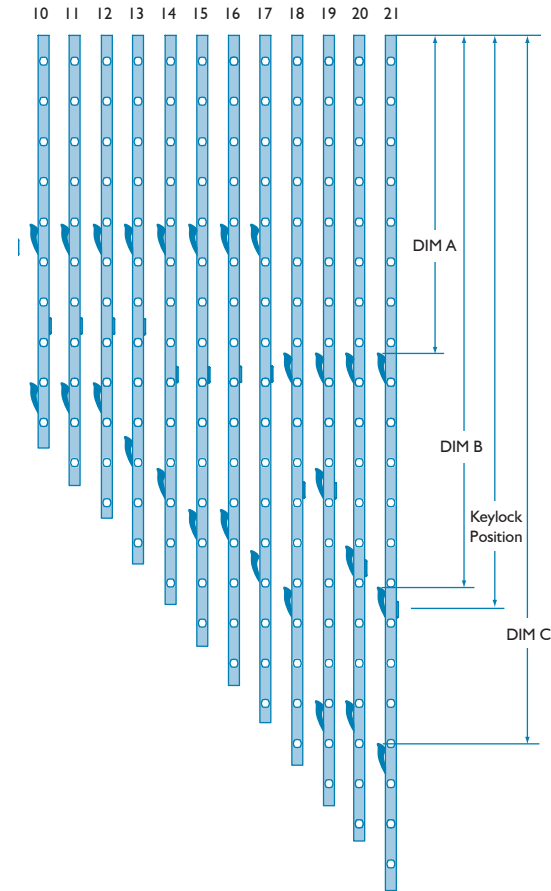
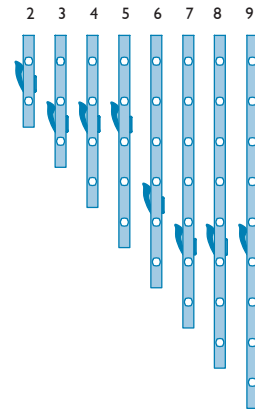


Altair® 152mm Louvre Standard Handle Positions

Formulas for Other Handle Positions

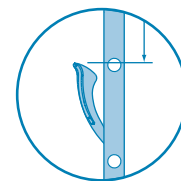
1. Low Profile Handle Position = Standard Handle Position - 3mm
2. Ring Handle Position = Standard Handle Position + 22mm

No. of Blades	Banks of Blades Controlled from Head Downwards	Channel Length	Dim A	Dim B	Dim C	Keylock Positions
2	2	320	72			128
3	3	460	212			268
4	4	600	212			268
5	5	740	212			268
6	6	880	492			548
7	7	1020	632			688
8	8	1160	632			688
9	9	1300	632			688
10	7 3	1440	632	1192		968
11	7 4	1580	632	1192		968
12	7 5	1720	632	1192		968
13	8 5	1860	632	1332		968
14	9 5	2000	632	1472		1108
15	7 8	2140	632	1612		1108
16	7 9	2280	632	1612		1108
17	8 9	2420	632	1752		1108
18	9 9	2560	1052	1892		1528
19	9 4 6	2700	1052	1472	2312	1528
20	9 6 5	2840	1052	1752	2312	1808
21	9 7 5	2980	1052	1892	2452	1948

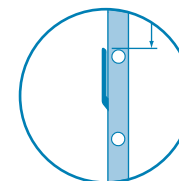


Note:

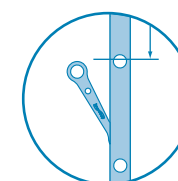
- Additional handles can be specified or relocated to another position. Each handle can operate a maximum of nine clips including at least one clip directly below the handle.
- Relocated keylocks are not available.



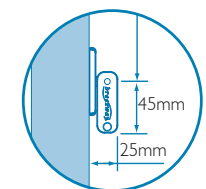
Standard Handle



Low Profile Handle



Ring Handle (P13)



AUSTRALIA