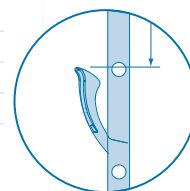
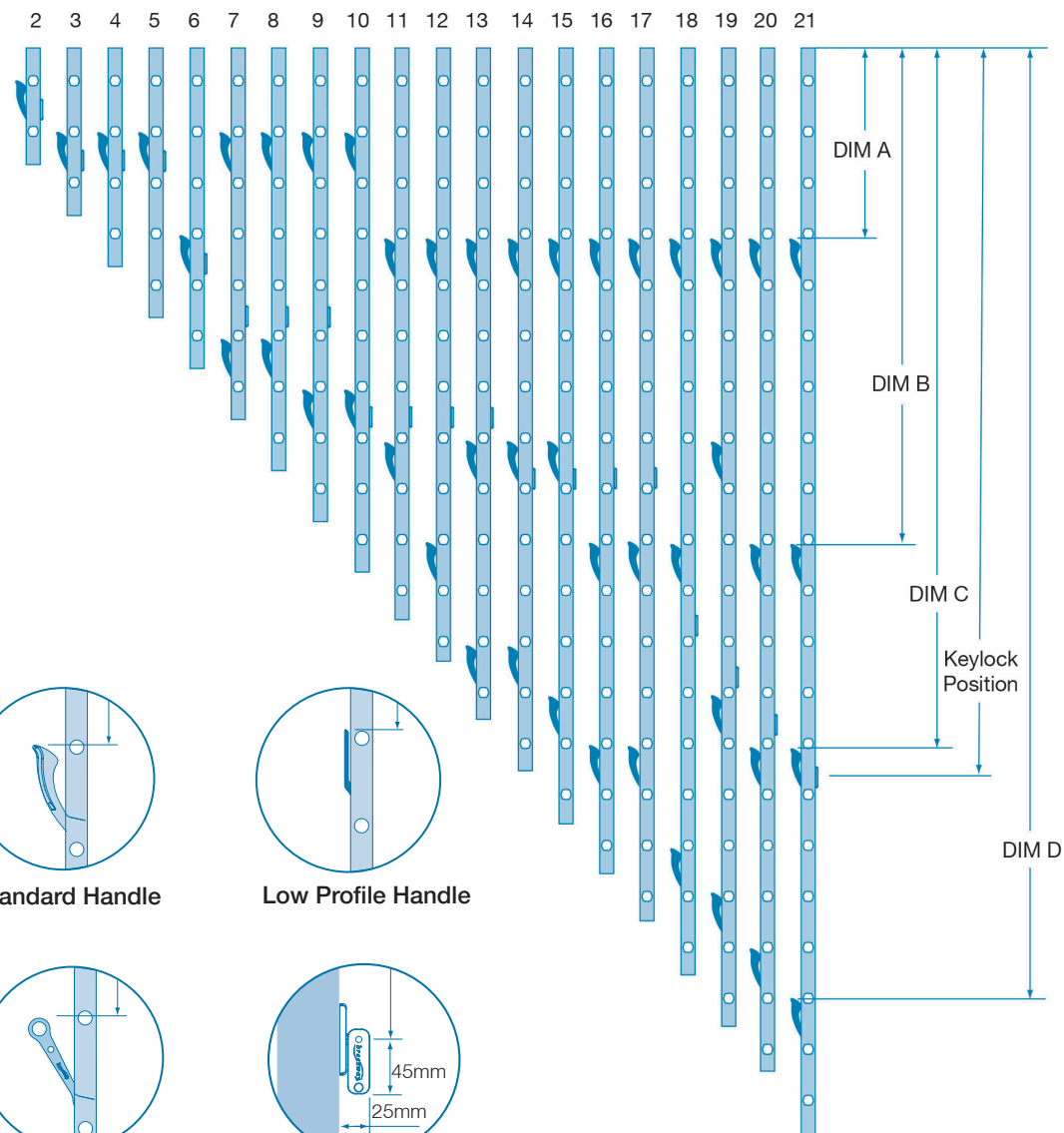


Altair® IGLU® Louvre System Standard Handle Positions for 800mm Blade Lengths

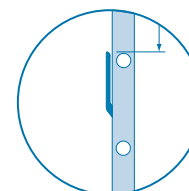
Formulas for Other Handle Positions

1. Low Profile Handle Position = Standard Handle Position – 3mm
2. Ring Handle Position = Standard Handle Position +22mm

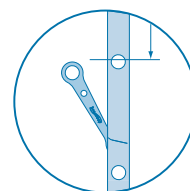
No. of Blades	Banks of Blades Controlled from Head Downwards	Channel Length	Dim A	Dim B	Dim C	Dim D	Keylock Positions
2	2	325	77				133
3	3	465	217				273
4	4	605	217				273
5	5	745	217				273
6	6	885	497				553
7	4 3	1025	217	777			693
8	4 4	1165	217	777			693
9	5 4	1305	217	917			693
10	5 5	1445	217	917			973
11	6 5	1585	497	1057			973
12	6 6	1725	497	1337			973
13	6 4 3	1865	497	1057	1617		973
14	6 4 4	2005	497	1057	1617		1113
15	6 5 4	2145	497	1057	1757		1113
16	6 6 4	2285	497	1337	1897		1113
17	6 6 5	2425	497	1337	1897		1113
18	6 6 6	2565	497	1337	2177		1533
19	6 5 4 4	2705	497	1057	1757	2317	1533
20	6 6 4 4	2845	497	1337	1897	2457	1813
21	6 6 5 4	2985	497	1337	1897	2597	1953



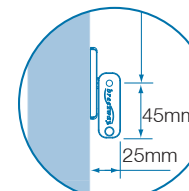
Standard Handle



Low Profile Handle



Ring Handle (P13)



Keylock

NOTES:

- Additional handles can be specified or relocated to another position. Each handle can operate a maximum of six clips including at least one clip directly below the handle.
- Relocated keylocks are not available.