

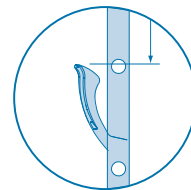
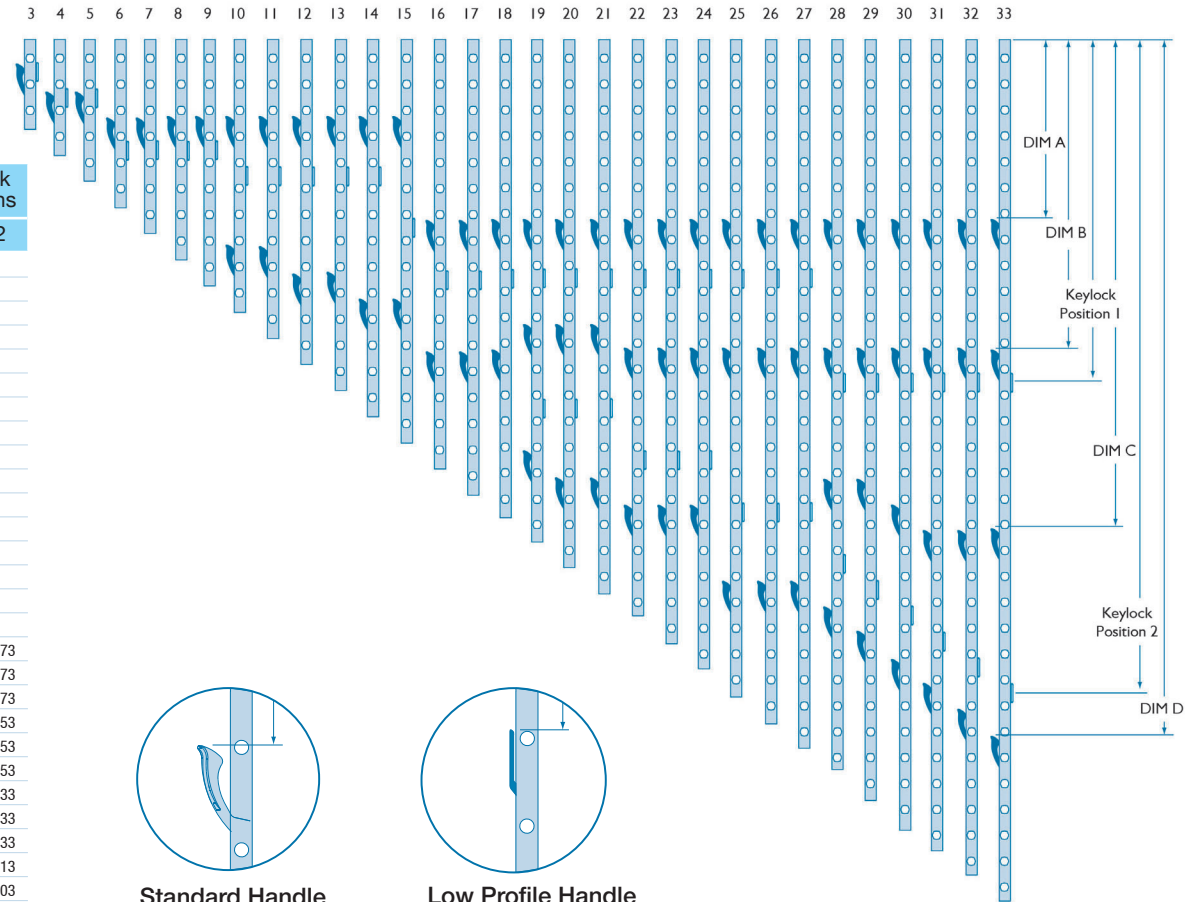
Altair® 102mm Louvre Standard Handle Positions

Formulas for Other Handle Positions

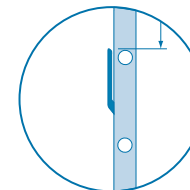
1. Low Profile Handle Position = Standard Handle Position – 8mm
2. Ring Handle Position = Standard Handle Position +19mm*

* For 3 and 4 blade galleries: Ring Handle position = Standard Handle Position –71mm

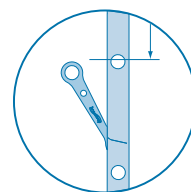
No. of Blades	Banks of Blades Controlled from Head Downwards	Channel Length	Dim A	Dim B	Dim C	Dim D	Keylock Positions	
							1	2
3	3	310	90				103	
4	4	400	180				193	
5	5	490	180				193	
6	6	580	270				373	
7	7	670	270				373	
8	8	760	270				373	
9	9	850	270				373	
10	6 4	940	270	720			463	
11	6 5	1030	270	720			463	
12	6 6	1120	270	810			463	
13	6 7	1210	270	810			463	
14	7 7	1300	270	900			643	
15	7 8	1390	270	900			643	
16	9 7	1480	630	1080			823	
17	9 8	1570	630	1080			823	
18	9 9	1660	630	1080			823	
19	9 5 5	1750	630	990	1440		823	1273
20	9 5 6	1840	630	990	1530		823	1273
21	9 5 7	1930	630	990	1530		823	1273
22	9 6 7	2020	630	1080	1620		823	1453
23	9 6 8	2110	630	1080	1620		823	1453
24	9 6 9	2200	630	1080	1620		823	1453
25	9 9 7	2290	630	1080	1890		823	1633
26	9 9 8	2380	630	1080	1890		823	1633
27	9 9 9	2470	630	1080	1890		823	1633
28	9 6 4 9	2560	630	1080	1530	1980	1183	1813
29	9 6 5 9	2650	630	1080	1530	2070	1183	1903
30	9 7 5 9	2740	630	1080	1620	2160	1183	1993
31	9 7 6 9	2830	630	1080	1710	2250	1183	2083
32	9 7 7 9	2920	630	1080	1710	2340	1183	2173
33	9 7 8 9	3010	630	1080	1710	2430	1183	2263



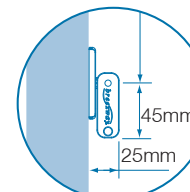
Standard Handle



Low Profile Handle



Ring Handle (P13)



Keylock

NOTES:

- Additional handles can be specified or relocated to another position. Each handle can operate a maximum of nine clips including at least one clip directly below the handle.
- Relocated keylocks are not available.