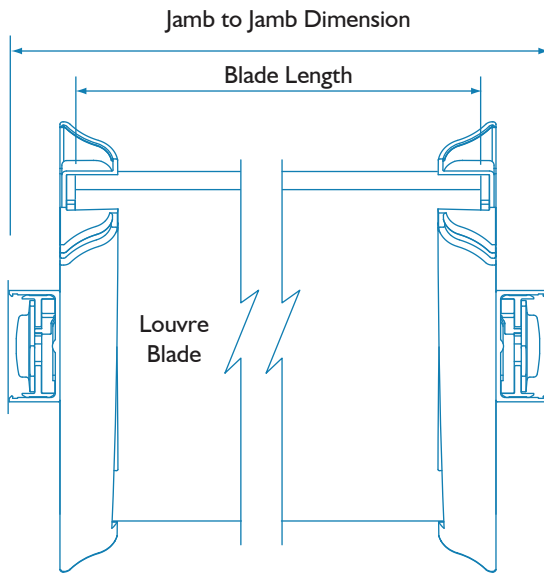


Altair® Blade Formulas

Blade Cut Length Standard Jamb
Glass, aluminium & rebated timber blades:

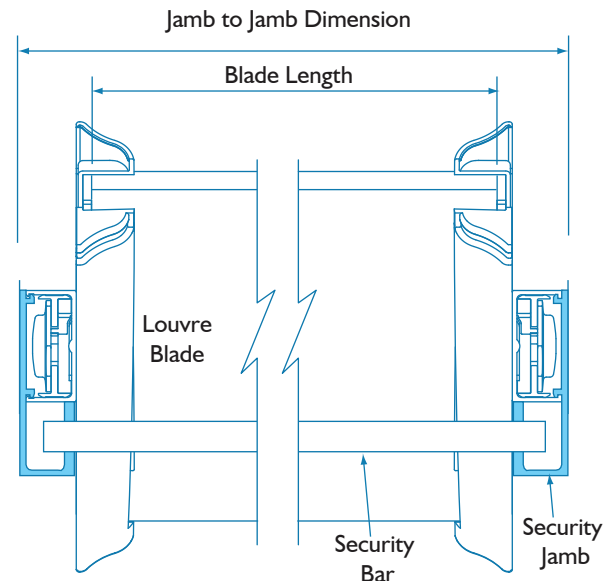
Blade Length = jamb to jamb – 52mm

Straight Cut Timber blades:

Blade Length = jamb to jamb – 72mm

Glass & aluminium Stronghold blades:

Blade Length = jamb to jamb – 48mm


Blade Cut Length Breezway® Security Jamb
Glass, aluminium & rebated timber blades:

Blade Length = jamb to jamb – 56mm

Straight Cut Timber blades:

Blade Length = jamb to jamb – 76mm

Glass & aluminium Stronghold blades:

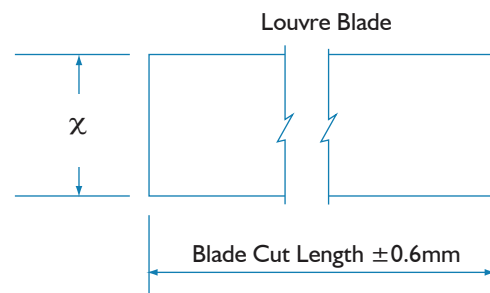
Blade Length = jamb to jamb – 52mm

Component Form — Manually Operated

Glass & Aluminium blades	x = Channel extension + 20mm
Timber blades	x = Channel extension + 24mm

Component Form — Powerlouvre™ Window

Glass & Aluminium blades	x = Channel extension + 12mm
Timber blades	x = Channel extension + 19mm


Extension Blade Dimensions

For allowable length of blades refer to AS1288 and Breezway Louvre Windows's PRODUCT PERFORMANCE WARRANTY.

Note: Allowable tolerance = +/-0.6mm